

x 40



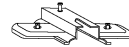
(a)

x 10



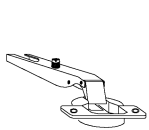
(b)

x 2



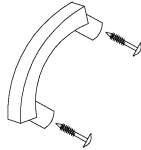
(c)

x 2



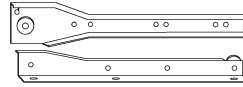
(d)

x 6




(e)

x 4 (kpl.)



(f)



45 min



x 1 (184 mm)



(g)

x 4



(h)

x 16



(i)

x 4



(j)

x 16
(3,5x30)



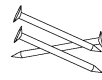
(k)

x 52
(3,5x16)



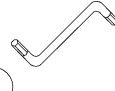
(l)

x 90



(m)

x 1

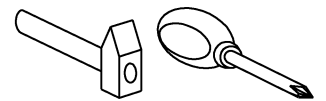


(n)

x 1



(o)



1 - FAZY MONTAŻU

A - OZNACZENIE ELEMENTÓW

a - OZNACZENIE AKCESORIÓW

